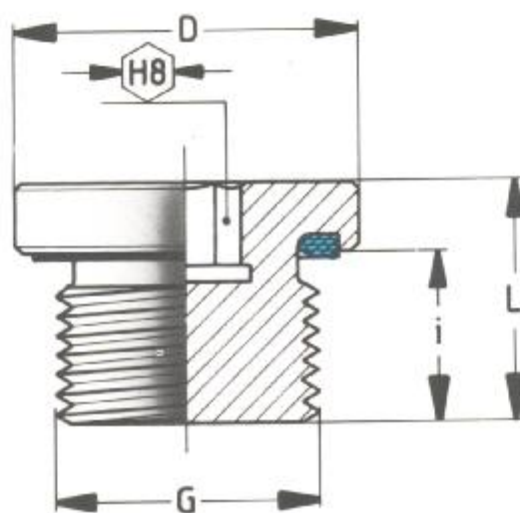




# BOUCHON D'OBTURATION

WHITWORTH CYLINDRIQUE FORME R



PN			G	H 8	D	L	i
PN	<i>0253040018</i>	BM $\frac{1}{8}$ R	$\frac{1}{8}$	5	14	12	8
	<i>0253060014</i>	BM $\frac{1}{4}$ R	$\frac{1}{4}$	6	19	17	12
	<i>0253100038</i>	BM $\frac{3}{8}$ R	$\frac{3}{8}$	8	24	17	12
400	<i>0253130012</i>	BM $\frac{1}{2}$ R	$\frac{1}{2}$	10	27	19	14
	<i>0253200034</i>	BM $\frac{3}{4}$ R	$\frac{3}{4}$	12	32	21	16
	<i>0253250100</i>	BM 1" R	1"	17	40	22,5	16
	<i>0253320114</i>	BM 1" $\frac{1}{4}$ R	1" $\frac{1}{4}$	22	50	22,5	16
250	<i>0253380112</i>	BM 1" $\frac{1}{2}$ R	1" $\frac{1}{2}$	24	55	22,5	16